



skyways[®]
by landscape structures





Table of Contents

Featured Designs

2

SkyWays® Shade Products

34

Rapid Release

40

Manufacturing & Maintenance

43

Materials and Colors


Inside back cover

FRONT COVER:

Discovery Park of America

Union City, Tennessee

Joined Tension Sails



The best ways to keep your cool

SkyWays® by Landscape Structures provides cool and reliable shade for any play, rest or activity area. From playgrounds to schools to dog parks and pickleball courts—if you need shade, we've got you covered.

Years of experience providing shade in some of the country's sunniest locales has led to the development of the industry's gold standard in shade structures. SkyWays shade products are designed to meet the demands of both heat and sun, shielding people from up to 97 percent of UV rays and keeping structures as much as 30-degrees cooler on the steamiest of days.


However much shade you're looking for, SkyWays shade products—including both standard and custom solutions—offer the most versatile ways to give kids and families some much needed heat and sun protection.



EPCOT®
International Flower &
Garden Festival, Lake Buena Vista, Florida
Integrated Shade:
14-Post NetPlex®

Sun City Festival Dog Park
Buckeye, Arizona
Joined Tension Sails





Sims Park
New Port Richey, Florida
Custom Bandshell

LaDonna's Little Angels
Learning Center, Drew, Mississippi
Cantilever Single Post Pyramid
with Multi-Panel Top



Kansas City Zoo
Kansas City, Missouri
Joined Tension Sails





Trovita Norte
Mesa, Arizona
Joined Tension Sails



Sports Force Park
at Cedar Point Sports Center
Sandusky, Ohio
Custom Conic





SUBWAY

THE LOCKER ROOM

HOT CORNER

ONE MILE WEST OF SPORTS
FAMILY FUN CENTER
FULL MENU • BAR
1100 W. WASHINGTON PIKE
419.426.2413
WWW.FUNANDRECREATION.COM

Mountain Trails East
Phoenix, Arizona
Joined Tension Sails





Holly Bay Park
Pasadena, Texas
*Joined Tension Sails and
Hip Structure*





Pooh Bear Daycare Center
Indianola, Mississippi
Cantilever Back-to-Back




Little Angels Daycare
Moorhead, Mississippi
Cantilever Back-to-Back



City of Sevierville
Sevierville, Tennessee
Integrated Shade:
Lunar Blast®





An aerial photograph of a modern playground at Daniel Webster Children's Park in Albuquerque, New Mexico. The central feature is a large, multi-colored sail structure made of fabric panels in shades of blue, dark blue, red, orange, and yellow, supported by thick wooden poles. The playground is set on a ground cover of wood chips and includes various play equipment like slides and climbing structures. A curved concrete walkway with a black metal railing surrounds the play area. The overall design is vibrant and contemporary.

Daniel Webster Children's Park
Albuquerque, New Mexico
Joined Tension Sails



Oklahoma City, Oklahoma
Overlapping Sails



Oklahoma City, Oklahoma
Extended Hip



Opportunity Way Park
Anthem, Arizona
Joined Tension Sails





Holmes County Training Center
Holmesville, Ohio
Integrated Shade:
ZipKrooz®



Holmes County Training Center
Holmesville, Ohio
*Integrated Shade: Sway Fun®
Glider*



Festival Ranch Pickleball Courts
Buckeye, Arizona
Joined Tension Sails






Heritage PIP 7
Fort Worth, Texas
Joined Tension Sails








SkyWays®

SkyWays® shade products are available in a wide variety of shapes and sizes, perfect for anywhere you need shade—at the ball field, at the beach, or over a parking lot. Choose from many standard styles, or completely customize your shade when you need that just-right fit.

Don't see the size, configuration or attachment method that you're looking for? Let us know!

We can create the ideal custom solution to fit the unique requirements of your environment.



Sims Park
New Port Richey, Florida
Octagon

SkyWays® Products

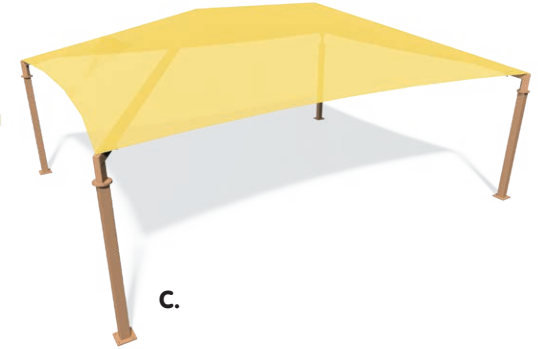
A. SkyWays® Cantilever

Designed for spaces that need to keep posts to a minimum, this shade solution extends from posts on one side, creating a cool, open feel.

- Entry heights: 8', 10', 12', 14'
- **#216042** 20' x 36' (2 posts) shown
- **#216044** 20' x 72' (3 posts)



A.



C.

B. SkyWays Cantilever, Back-to-Back

Center-positioned posts allow the shades to cantilever out from the middle, spreading shade all around.

- Entry heights: 8', 10', 12', 14'
- **#216043** 40' x 36' (2 posts) shown
- **#216045** 40' x 72' (3 posts)

C. SkyWays Hip

This cost-effective shade solution is available in a wide variety of sizes, making it a great value when you need sun coverage over large outdoor areas.

- Entry heights: 8', 10', 12', 14'
- **#227368** 18' x 18'
- **#237666** 20' x 20'
- **#227369** 24' x 24'
- **#227370** 28' x 28'
- **#227371** 30' x 30'
- **#215186** 35' x 35'
- **#215187** 40' x 40'
- **#215188** 40' x 50'
- **#215189** 40' x 60'
- **#215190** 40' x 70' (6 post)
- **#215191** 50' x 50'
- **#215192** 50' x 60'
- **#215193** 50' x 70' (6 post)
- **#215194** 60' x 60'
- **#215195** 60' x 70' (6 post)



B.

A. SkyWays Hexagon, Single Layer

This alternative shape can accommodate large, round areas—perfect for the spherical Evos® and Weevos® playsystems. Incorporate two fabric colors to up the fun factor even more.

- Entry heights: 8', 10', 12', 14'
- **#216034** 35' diameter
- **#216035** 40' diameter
- **#216036** 45' diameter
- **#216037** 50' diameter

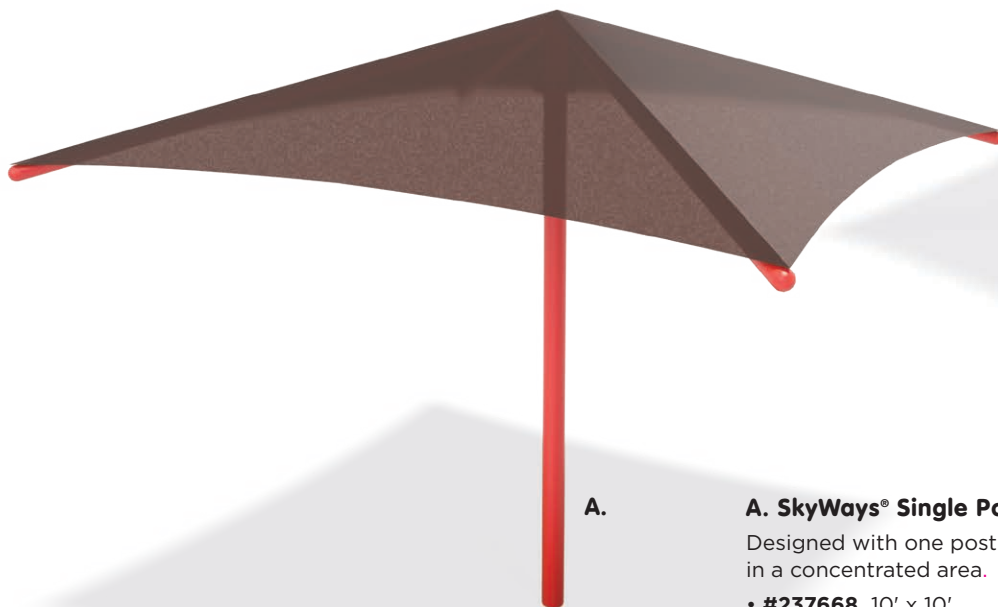


B. SkyWays Hexagon, Double Layer

Block even more sun with the overlapping panels of the SkyWays Hexagon Double Layer—and enjoy the unique design aesthetic that's achieved with the layered fabric panels.

- Entry heights: 8', 10', 12', 14'
- **#216038** 35' diameter
- **#216039** 40' diameter
- **#216040** 45' diameter
- **#216041** 50' diameter



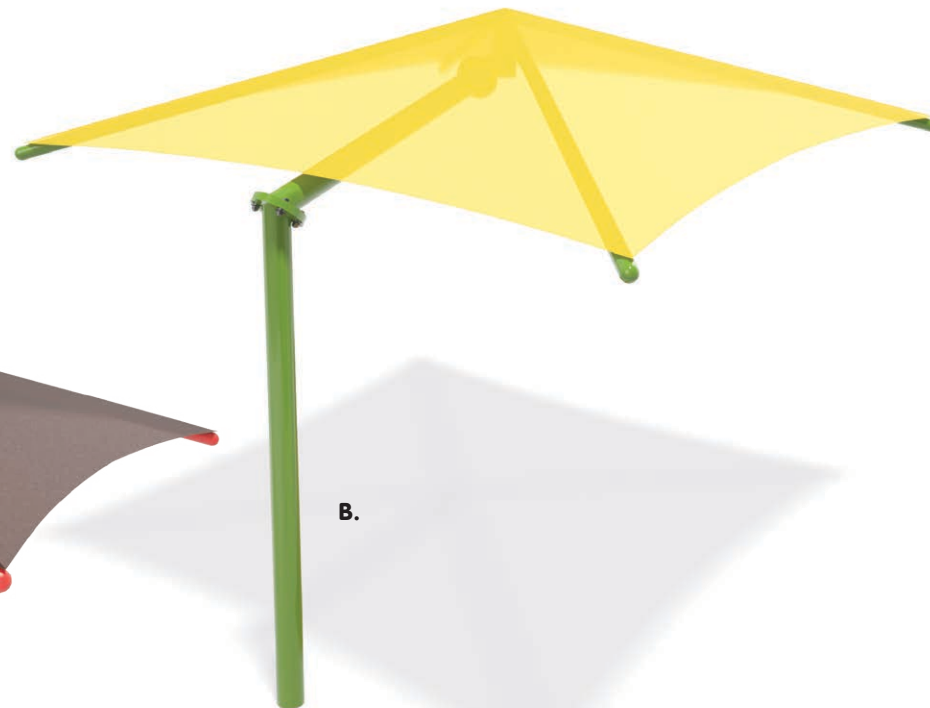


A.

A. SkyWays® Single Post Pyramid

Designed with one post to provide shade in a concentrated area.

- **#237668** 10' x 10'
- **#237669** 12' x 12'
- **#237670** 14' x 14'
- **#237671** 16' x 16'

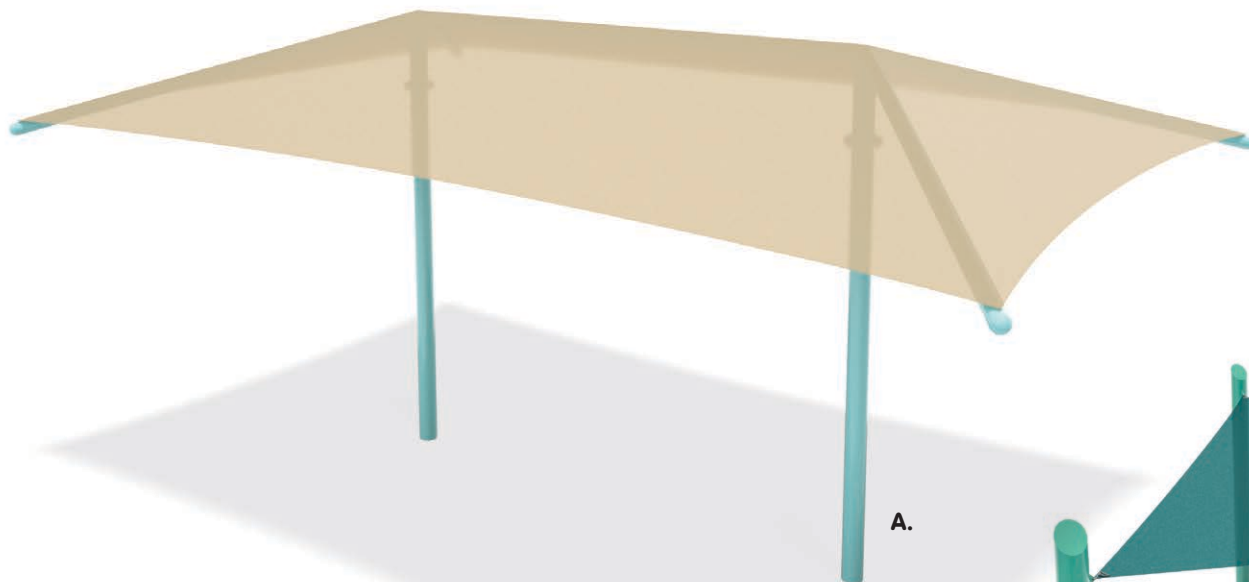


B.

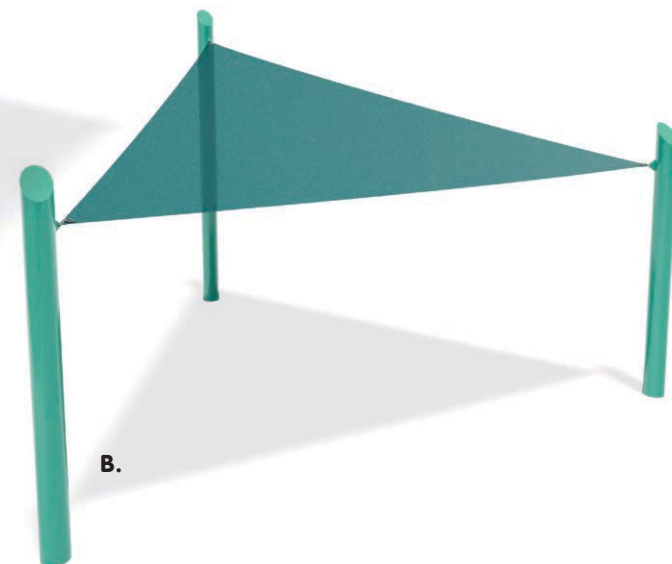
B. SkyWays Cantilever Single Post Pyramid

This shade design provides cool temperatures and sun protection while keeping the support post out of the way of the fun.

- Entry heights: 8', 10', 12', 14'
- **#237672** 10' x 10'
- **#237673** 12' x 12'
- **#237674** 14' x 14'
- **#237675** 16' x 16'



A.



B.

A. SkyWays Two-Post Hip

Supported by just two columns, this structure provides over 300 square feet of shade in a variety of entry heights.

- Entry heights: 8', 10', 12', 14'
- **#237676** 14' x 22'

B. SkyWays Triangle Sail

This three-post design covers a large space and provides a unique look with varying column heights and entries.

- Entry height varies by post, from 8' to 12'
- **#237677** 20' x 20' x 20'

Rapid Release™ Technology

There are a variety of reasons why you may want to remove and reinstall your canopy. The changing seasons, to prepare for inclement weather, a desire for a new color scheme. Fortunately, we've made it quick and easy for you with our patent-pending Rapid Release™ system for SkyWays® shade products.

We've designed an adjustable mechanism to quickly release your shades and to ensure that you achieve proper tensioning while reinstalling the canopy with no struggle.



Tension Sail




Multi-Panel Fabric



Single Top Fabric







Festival Ranch Pickleball Courts
Buckeye, Arizona
Joined Tension Sail

SkyWays® Custom Tension Sails

Cover a space of any size or shape with SkyWays Custom Tension Sails. You'll work closely with our design team to create a custom recommendation that's spot-on for your space and shade requirements. Options also exist if you want to integrate shade posts into your playstructure.

Made with Expertise

Our experienced team designs and builds only the most exceptional shade products. At every point in the process—from designing and engineering to welding and powdercoating the steel to cutting and sewing the fabric—attention to detail is paired with an unwavering commitment to lasting quality and satisfaction.

It's a point of pride to see our state-of-the-art shade products soaring into the skies. We take that pride back into the shop with us, infusing each new order with the precision and dedication necessary to deliver outstanding shade creations.

We are certified to both ISO 9001:2015 and ISO 14001:2015 standards, they provide guidelines for establishing our quality and environmental programs (www.iso.org). ISO 9001:2015 has a process-oriented structure, is customer focused and emphasizes continuous improvement in quality. ISO 14001:2015 drives us toward operating in a manner that is environmentally conscious. We are the only shade manufacturer with these certifications.

Easy Care and Maintenance

- All shades use corrosion-resistant steel fastening hardware
- Fabric requires yearly washing using a power washer or water hose and a light detergent
- The SkyWays® design permits fasteners to be easily removed for fabric storage

Specifications

- SkyWays standard shade products are designed to the IBC 2015 building code and are engineered to withstand wind speed up to 105 mph and snow load up to 5 psf. Different specifications may be custom designed.

SkyWays is not IPEMA certified.

Landscape Structures shade fabric creates an island of sun-safe cool

Our breathable shade fabric is made of high-density polyethylene (HDPE). Designed to block up to 97 percent of the sun's UV rays and keep temperatures up to 30-degrees cooler, it is also resistant to mildew, fading and ultraviolet rays, making it a long-lasting, great-looking addition to any space. SkyWays® uses knitted mid-duty HDPE as our standard, one of the strongest standard fabrics available in the industry, leading in tensile, tear and burst strengths. We also have heavy duty fabric available as a custom option for very large spans. We reinforce all corners with 16-ounce non-tear vinyl and all pockets with protective webbing where steel cable enters or exits. SkyWays products are engineered for super durability.



Fabric Information

- Lead and phthalate free
- ASTM E-84: Class A


Flame-Retardant Fabric Information

- Lead and phthalate free
- ASTM E-84: Class A
- CSFM 1237.1 Title 19: Certified
- NFPA 701: Conforms

Customize Your Shade Even Further


Own your shaded spaces. Add a logo or design to your shade fabric—or have our design team create one for you. Show your colors with custom multi-panel tops (as shown on page 7). We are also able to integrate electrical elements like handholes, lighting mounts/connections and more.

SkyWays® Fabric - Standard Colors




Color	Denim	Blue	Lagoon	Pine Green	Yellow	Metallic Silver	Brown	Tan
Cover Factor %	96.2	96.8	94.0	96.2	98.3	95.6	94.6	94.0
Shade Factor %	94.4	90.2	90.0	93.9	77.2	88.4	93.0	85.0
UVR Block %	95.2	93.6	94.3	95.1	97.1	93.0	94.6	96.4

SkyWays Fabric - Custom Colors



Color	Black	Gun Metal	Sky Blue	Rivergum	Cherry Red	Deep Ochre	Cayenne	Cedar	Natural
Cover Factor %	98.2	97.1	95.2	94.7	90.1	95.1	92.0	94.9	97.9
Shade Factor %	97.4	96.2	90.4	85.0	75.3	91.3	87.0	87.7	74.3
UVR Block %	97.4	97.7	93.8	92.3	89.3	94.4	94.0	94.7	96.8

SkyWays Flame-Retardant Fabric - Custom Colors



Color	Slate Gray	Cobalt Blue	Olive	Terracotta	Beige	Ivory
Cover Factor %	92.0	91.0	92.4	96.0	94.5	91.6
Shade Factor %	87.9	89.2	92.4	90.2	90.2	58.9
UVR Block %	89.6	90.8	93.1	95.2	95.2	88.5

Post Colors

ProShield® finish is specifically designed to withstand the demands of extreme heat, harsh climates, moisture and UV exposure. ProShield finish combines a specially formulated primer with a high-quality, architectural-grade, Super-Durable, TGIC polyester powdercoat. No lead-based paints.





Since 1971, **Landscape Structures Inc.** has been the leading manufacturer of commercial playground equipment in the world. Our employee-owned company designs community and school playgrounds that encourage kids of all ages and abilities to learn persistence, leadership, competition, bravery, support and empathy through play. We push the limits—of design, inclusion, play—to help kids realize there is no limit to what they can do today and in the future. For a better tomorrow, we play today.

601 7th Street South, Delano, MN 55328 USA • 888.438.6574 • 763.972.5200 • playlsi.com

©2018 Landscape Structures Inc. Printed in the U.S.A. 750-2134